



Equity markets experienced a slight rebound after selling off the previous week, with investors reacting positively to the Federal Reserve's recent statements. The Fed held rates unchanged and indicated that it is still on track to cut interest rates twice later this year, which helped to lift sentiment across markets. This dovish stance, which signals a shift toward easing rather than tightening, provided relief to investors concerned about the potential for an economic slowdown and the impact of higher rates, leading to US Treasury yields moving down modestly across the curve. Stocks in sectors such as health care, financials, and energy saw notable gains, while technology lagged on worries of potential supply chain disruptions. Market participants continue to wrestle with concerns over inflation, economic growth, and ongoing trade developments. The question of whether the Fed will follow through on its rate cuts amid evolving economic data adds to this uncertainty. First quarter earnings results from key companies will provide further clues on the health of the economy. While there was some recovery this week, the broader market still faces risks tied to both domestic economic factors and global geopolitical tensions. As such, while investor sentiment improved, markets are likely to remain volatile in the face of these ongoing uncertainties.

Stocks	Close	Wk Net Change	Wk % Change	Div Yield	YTD % Change	12 Mos % Change
DJII-USA	41,985.35	497.16	1.20	1.89	-1.31	5.54
S&P 500	5,667.56	28.62	0.51	1.67	-3.64	8.13
NASDAQ	17,784.05	29.96	0.17	1.12	-7.91	8.43
S&P MidCap 400	2,945.77	18.62	0.64	2.42	-5.61	-2.24
EAFE	83.66	-0.05	-0.06	3.27	10.65	4.82
Emerging Markets	55.08	0.05	0.09	3.15	5.48	6.64

Sector - Large Cap	Close	Wk Net Change	WTD	MTD	QTD	YTD
Defensive						
Staples	864.15	-2.22	(0.3%)	(5.9%)	1.2%	1.2%
Health Care	1,703.97	18.15	1.1%	(1.7%)	6.2%	6.2%
CommServices	329.64	-0.31	(0.1%)	(5.5%)	(3.5%)	(3.5%)

Eco Sensitive	Close	Wk Net Change	WTD	MTD	QTD	YTD
Consumer Disc	1,577.46	-0.55	(0.0%)	(8.9%)	(13.9%)	(13.9%)
Energy	702.73	21.73	3.2%	1.9%	7.3%	7.3%
Industrials	1,116.78	9.40	0.8%	(3.1%)	0.1%	0.1%
Info Tech	4,171.05	-3.07	(0.1%)	(5.4%)	(9.5%)	(9.5%)
Materials	538.06	-1.35	(0.3%)	(3.6%)	1.6%	1.6%

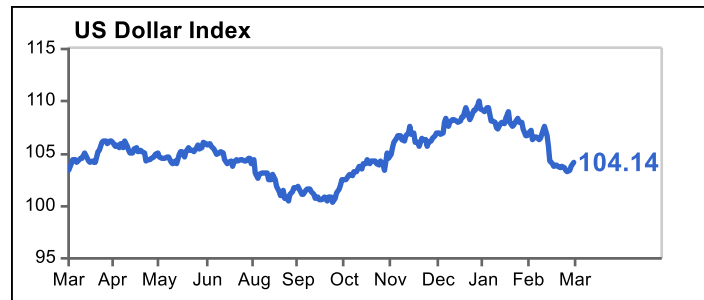
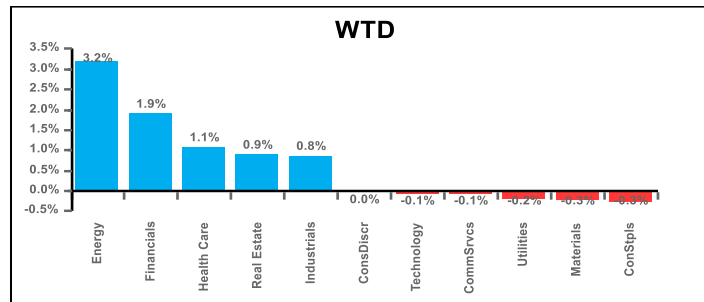
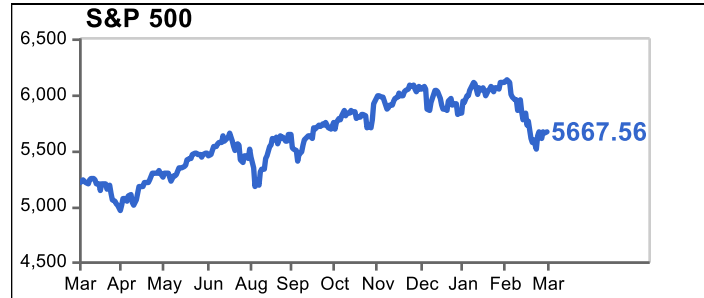
Interest Rate Sensitive	Close	Wk Net Change	WTD	MTD	QTD	YTD
Financials	820.54	15.21	1.9%	(5.3%)	2.0%	2.0%
Utilities	397.43	-0.84	(0.2%)	(0.8%)	3.2%	3.2%
REIT	260.13	2.32	0.9%	(3.3%)	2.3%	2.3%

Russell Style Returns

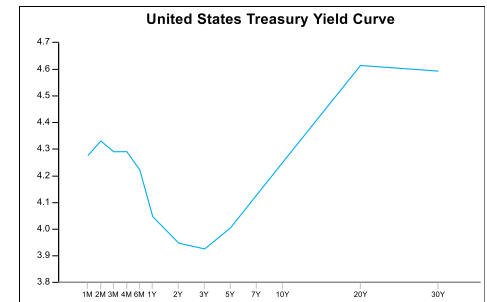
WTD	Value	Blend	Growth	YTD	Value	Blend	Growth
Large	0.98%	0.58%	0.30%	Large	1.52%	-3.57%	-7.79%
Medium	0.86%	1.10%	2.00%	Medium	-2.37%	-2.94%	-4.56%
Small	0.56%	0.67%	0.81%	Small	-6.43%	-7.56%	-8.50%

Commodity	Price	Wk % Change	FOREX	Price	Wk % Change
Copper	5.11	4.33	EUR/USD	1.08	-0.62
Gold	3,028.70	0.92	USD/JPY	148.99	0.50
WTI	68.29	1.65	GBP/USD	1.29	-0.18
Brent	72.15	2.22	USD/CAD	1.44	-0.17
Natural Gas	3.95	-3.65			

Source: FactSet



Treasuries	Current Yield	12/31/24 Yield
1 - Year	4.05	4.15
2 - Year	3.90	4.24
5 - Year	4.00	4.38
10 - Year	4.25	4.57
30 - Year	4.59	4.78



COMING UP NEXT WEEK		Consensus	Prior
03/24	Market PMI Manufacturing SA (Preliminary) (Mar)	52.2	52.7
03/24	Market PMI Services SA (Preliminary) (Mar)	50.1	51.0
03/25	Consumer Confidence (Mar)	94.5	98.3
03/26	Durable Orders SA M/M (Preliminary) (Feb)	0.30%	3.2%
03/27	GDP SAAR Q/Q (Final) (Q4)	2.3%	2.3%
03/27	GDP SA Y/Y (Final) (Q4)	2.5%	2.5%
03/28	Core PCE Deflator M/M (Feb)	0.33%	0.28%
03/28	Core PCE Deflator Y/Y (Feb)	2.7%	2.6%
03/28	Personal Consumptn Expenditure SA M/M (Feb)	0.20%	0.20%
03/28	Personal Income SA M/M (Feb)	0.35%	0.90%
03/28	Michigan Sentiment NSA (Final) (Mar)	57.9	57.9

For more information about our solutions: <http://peapackprivate.com>

The Weekly is a weekly market recap distributed to Peapack Private clients. Securities and mutual funds are not FDIC insured, are not obligations of or guaranteed by Peapack Private Bank & Trust, and may involve investment risk, including possible loss of principal. Information provided for educational purposes only. This should not be relied upon as tax and/or investment advice. We encourage you to consult your personal legal, tax or financial advisors for information specific to your situations.